
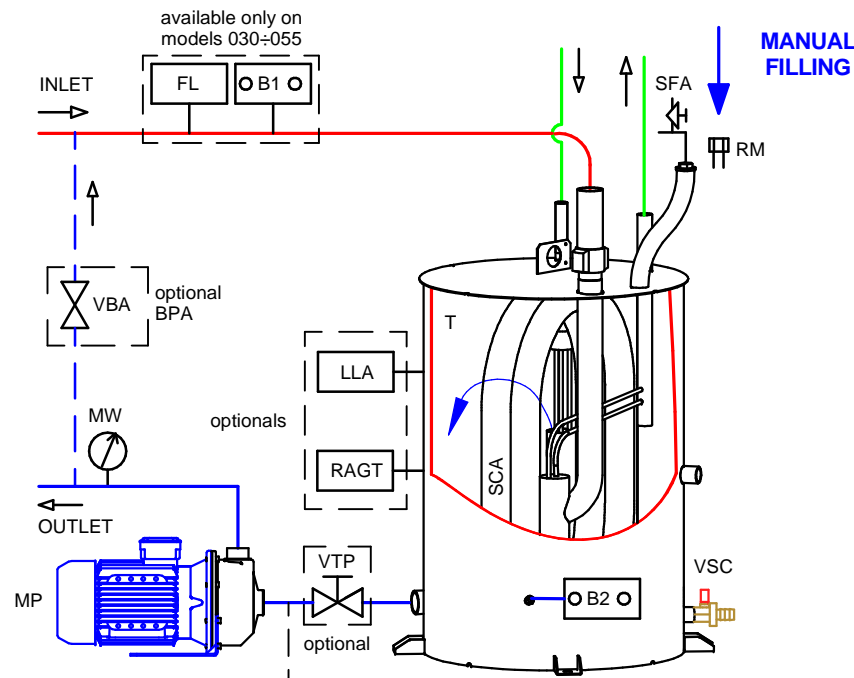
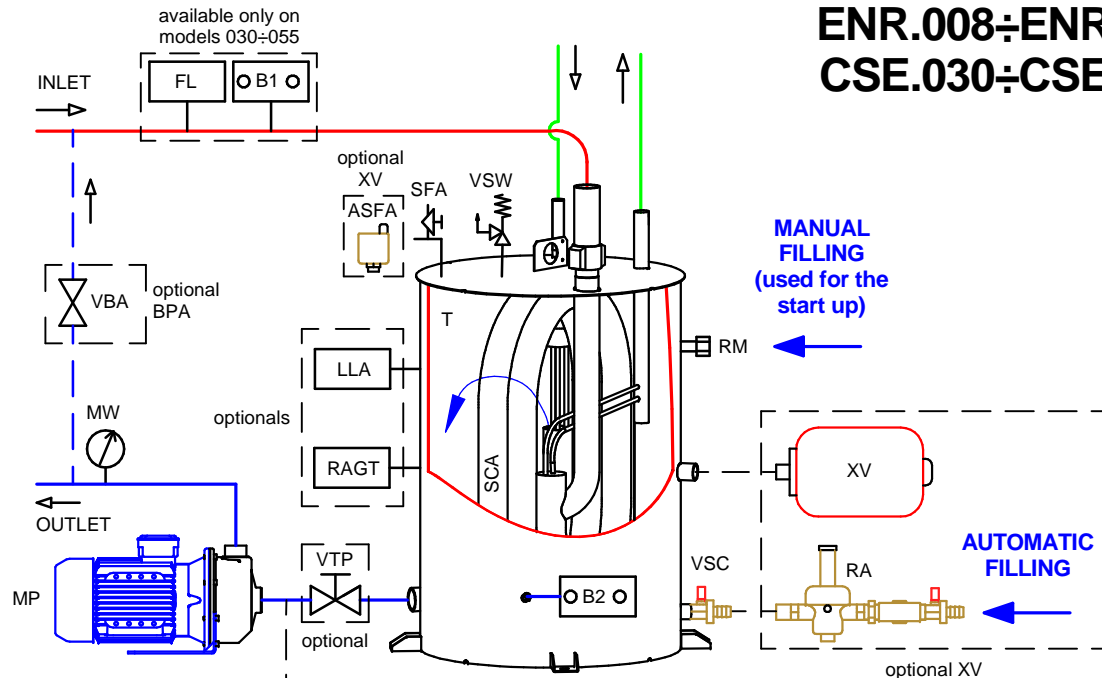


CWC: WATER TANK CLOSED CIRCUIT
optional configuration (standard for ENRF)

MODELS
ENR.008÷ENR.055
CSE.030÷CSE.055

OWC: WATER TANK OPEN CIRCUIT (at atmospheric pressure)
standard configuration (not available for ENRF)



COMPONENT	DESCRIPTION
FL	FLOW SWITCH (ENR.030÷055)
B1	EVAPORATOR INLET TEMPERATURE SENSOR (ENR.030÷055)
SCA	WATER HEAT EXCHANGER (COAXIAL EVAPORATOR)
B2	EVAPORATOR OUTLET TEMPERATURE SENSOR
T	TANK
RM	MANUAL FILLING CAP
VSW	SAFETY WATER VALVE
VSC	DISCHARGE WATER VALVE
SFA	MANUAL AIR VENT OR AUTOMATIC AIR VENT (ASFA)

COMPONENT	DESCRIPTION
LLA	ELECTRIC FLOAT LOW LEVEL ALARM
RAGT	ANTIFREEZE HEATER INERTIAL TANK
XV	EXPANSION VESSEL
RA	AUTOMATIC FEEDER WITH CHECK VALVE AND FILTER INCORPORATED
VTP	BALL VALVE BETWEEN TANK AND PUMP
MP	PROCESSING PUMP
MW	WATER PRESSURE GAUGE
BPA	BY-PASS UNTIL 50% OF FLOW, INCLUDED OF AUTOMATIC VALVE (VBA)

LEGEND

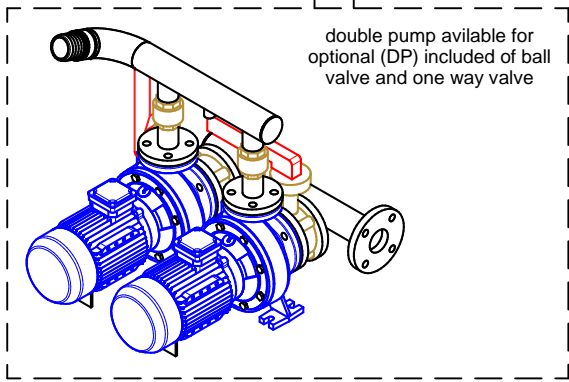
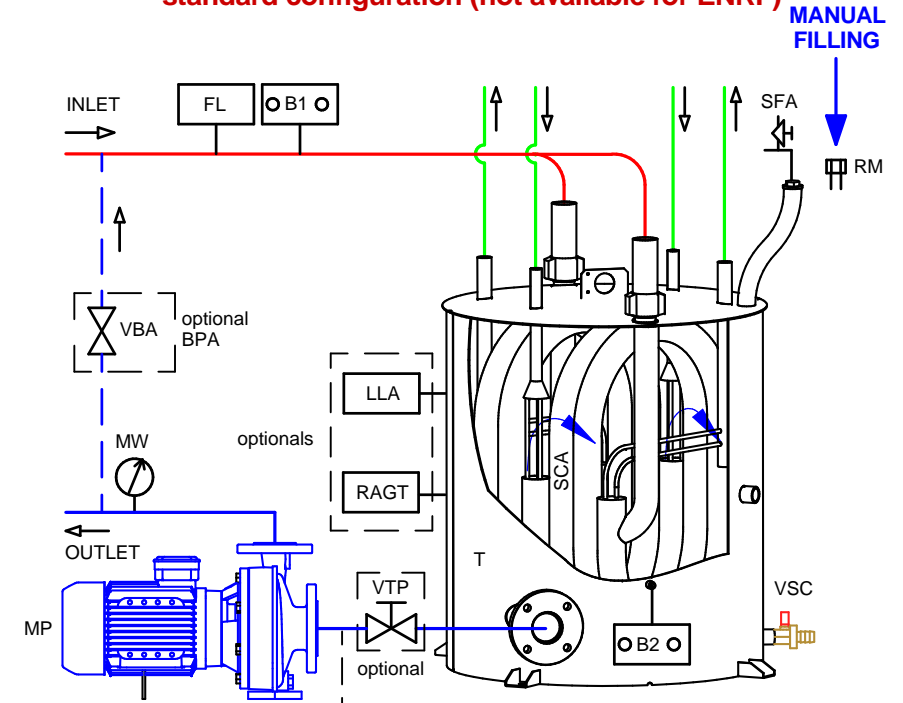
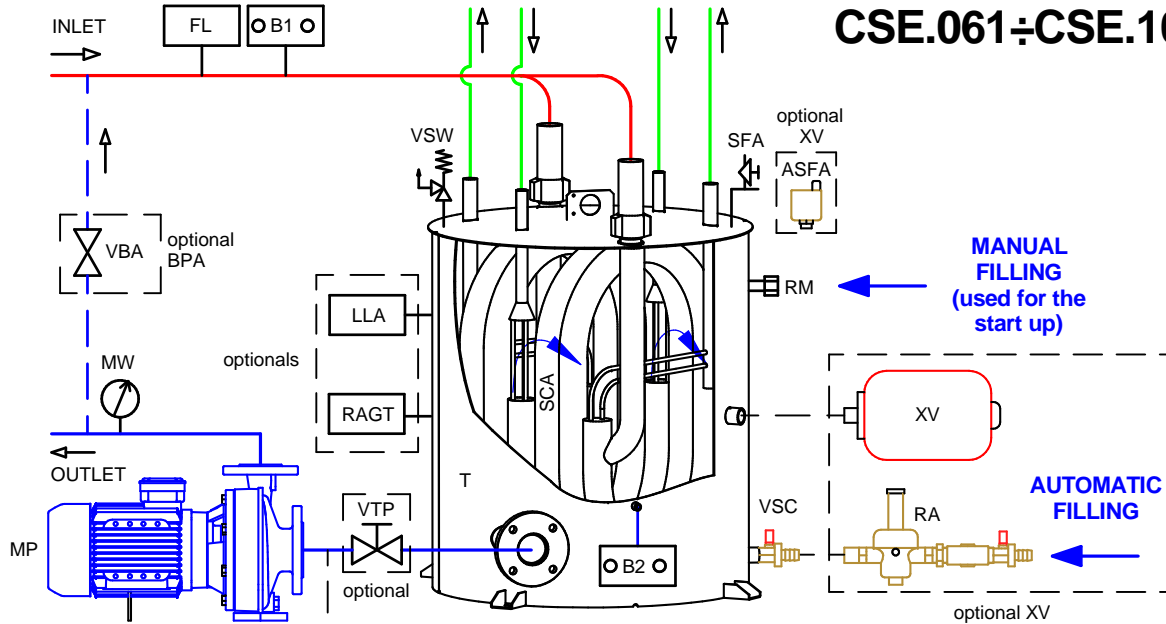
	HIGH PRESSURE REFRIGERANT CIRCUIT
	LOW PRESSURE REFRIGERANT CIRCUIT
	HYDRAULIC CIRCUIT WARM WATER
	HYDRAULIC CIRCUIT COLD WATER

Scala-Scale	Data-Date	Dis.to-Drawn	Ver.-Version	
	10/06/2014	M.S.		
Peso-Weight Kg	Materiali-Materials			
Denominazione-Denomination				DIS-DRAW N.
ENR.008÷055; CSE.030÷055				IST-ENR-008ST01
Particolare-Detail				REVISIONE
DIFFERENCES BETWEEN OPEN CIRCUIT AND CLOSED CIRCUIT				05 - 13/04/2016 M.S.
				PROGRAM. N.

CWC: WATER TANK CLOSED CIRCUIT
optional configuration (standard for ENRF)

OWC: WATER TANK OPEN CIRCUIT (at atmospheric pressure)
standard configuration (not available for ENRF)

MODELS
ENR.061÷ENR.100
CSE.061÷CSE.100



COMPONENT	DESCRIPTION
FL	FLOW SWITCH
B1	EVAPORATOR INLET TEMPERATURE SENSOR
SCA	WATER HEAT EXCHANGER (COAXIAL EVAPORATOR)
B2	EVAPORATOR OUTLET TEMPERATURE SENSOR
T	TANK
RM	MANUAL FILLING CAP
VSW	SAFETY WATER VALVE
VSC	DISCHARGE WATER VALVE
SFA	MANUAL AIR VENT OR AUTOMATIC AIR VENT (ASFA)

COMPONENT	DESCRIPTION
LLA	ELECTRIC FLOAT LOW LEVEL ALARM
RAGT	ANTIFREEZE HEATER INERTIAL TANK
XV	EXPANSION VESSEL
RA	AUTOMATIC FEEDER WITH CHECK VALVE AND FILTER INCORPORATED
VTP	BALL VALVE BETWEEN TANK AND PUMP
MP	PROCESSING PUMP
MW	WATER PRESSURE GAUGE
BPA	BY-PASS UNTIL 50% OF FLOW, INCLUDED OF AUTOMATIC VALVE (VBA)

LEGEND

	HIGH PRESSURE REFRIGERANT CIRCUIT
	LOW PRESSURE REFRIGERANT CIRCUIT
	HYDRAULIC CIRCUIT WARM WATER
	HYDRAULIC CIRCUIT COLD WATER

Scala-Scale	Data-Date 10/06/2014	Dis.to-Drawn M.S.	Ver.-Version	 DIS-DRAW N. IST-ENR-061ST01
Peso-Weight Kg	Materiali-Materials			
Denominazione-Denomination ENR.061÷100; CSE.061÷100				REVISIONE 04 - 13/04/2016 M.S. PROGRAM. N.
Particolare-Detail DIFFERENCES BETWEEN OPEN CIRCUIT AND CLOSED CIRCUIT				